

AJJ-DX1-DTP2

# MotionRay.

World-first UC-arm dynamic digital radiography with state-of-the-art flat panel detector, designed to meet multi-position clinical diagnosis requirements.

- Rapid one-stop examination workflow
- Reduce examination time and improve efficiency
- Substantial cost saving with fewer manpower needed

Digital Radiography


Digital Fluoroscopy

Smart Image Stitching



1.8M


SID Extension  
1.8 M








Rotation Range  
of Detector  
-30° to +30°



Rotation Range  
of UC arm  
-30° to +120°



## State-of-the-art Dynamic Flat Panel Detector

-  Large view size at 430mm x 430mm
-  High detection quantum efficiency (DQE)
-  0.8s switch radiography to fluroscopy
-  Large number of pixels
-  High Dynamic Range (16bits)

## Professional image processing system

iEAE Intelligent Efficient Automatically Enhancement

iDGI Intelligent DeGrid

iMRI Intelligent Metal Recognition

iGCR Intelligent ROI Gray Compensation

