

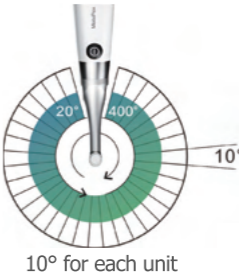


ENDO MOTOR

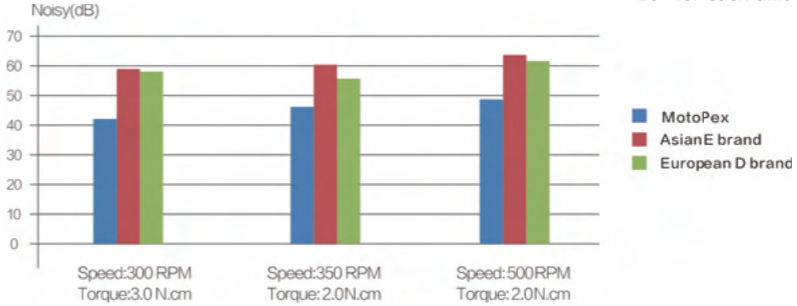


High performance brushless motor


- 1 Adjustable reciprocating angle (10° interval; adjustment range: 20° -400°); Accurate rotating angle reduces risk of instrument fracture and enables higher preparing efficiency.
- 2 Smooth rotation and lower noise make treatment more endurable for patients.



MotoPex
Super mini head & Slim neck
Stronger power
Precise rotation
Lower noise
Balances Weight



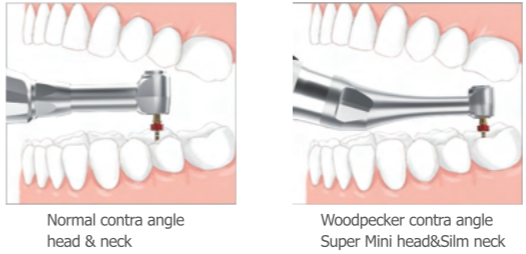
- 3 Strong power, together with accurate and stable torque output, helps to realize efficient root canal preparation.



- ↑↑ Service life of motor: Brushless Endo Motor = Brush Endo Motor x 10
- 30 Built-in over 30 mainstream file system
- Speed range : 100-1200 RPM
Torque range : 0.4-5.0N.cm
Reciprocating angle adjustment range : 20° -400°

Super Mini Contra-angle

Super mini head with a diameter of 8mm and a height of 9.7mm brings clear vision during operation.



Built-in Apex locator

Integrated length determination makes endodontic treatment safer and more efficient. Realize real-time display of file location in canal. Automatically stops or reversely rotates as soon as the file reaches the apical stop, so as to prevent perforation. Auto Start and Auto Stop functions respectively enable motor to automatically start while the file gets in canal and stop when it is out.



- 2000mAh Lithium battery
- 360° rotatable contra-angle
- 6:1 Contra-angle
- Front center-of-gravity



AJH
HEALTHCARE MANAGEMENT PTE LTD